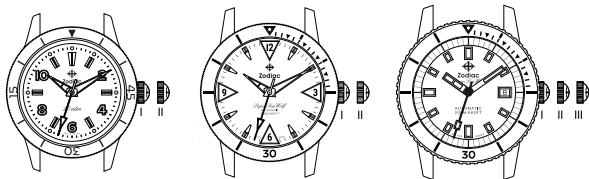


### 3 Hand without Date / 3 Hand with Date

(Manual STP1-21m)(Automatic STP1-11, 1-21, 6-15, 6-21)



#### Setting the time

1. Unscrew and pull out crown to Position I.
2. Pull crown all the way out (to Position II or III until the watch stops).
3. Turn crown until you reach the correct time.
4. Return crown back to Position I, and screw down to lock.

#### Setting the date

1. Pull crown out to Position II (the watch continues to run).
2. Turn crown until yesterday's date appears.
3. Pull crown out to Position III (the watch stops).
4. Turn crown until correct date appears.

5. Continue to turn crown until correct time appears.
6. Return crown back to Position I, and screw down to lock.

**Do not change the date between the hours of 10pm and 2am. This is the time when the movement is in position to carry out the automatic date change, and any interference may cause damage to the movement.**

### Automatic Winding Movement

A timepiece fitted with an automatic winding movement obtains the power to wind itself by the movement of your wrist. It is important that your timepiece is adjusted to match the size of your wrist. A loose fit may result in a loss in capacity of the timepiece to wind itself. When fully wound, your timepiece has a power-reserve of approximately 42 hours. If the timepiece has not been worn for over 42 hours it is advised that it be manually wound to ensure necessary power-reserve.

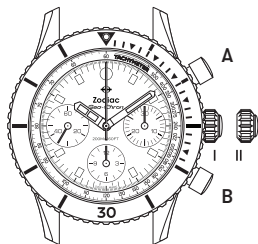
### Manual Winding Movement

A timepiece fitted with a manually wound movement requires you to wind it in order to top up the power reserve, so every 30 hours or so.

1. Unscrew and pull the crown out to Position I.
2. Turn the crown clockwise - min 30-40 times to fully wind and get maximum power reserve.
3. Return crown back to Position I, and screw down to lock.

## Chronograph 3 Eyes

(Automatic SW510b)



### Winding

1. Unscrew the crown to Position I.
2. With the crown in Position I, wind the watch about 30 times. This will power the mainspring of your watch. The rotor will continue to wind the watch as you wear it and power the watch.
3. Return crown back to Position I, and screw down to lock.

### Setting the time

1. Unscrew and pull crown out to Position II (the watch will stop).
2. Turn crown until you reach the correct time.
3. Return crown back to Position I, and screw down to lock.

### Chronograph

- The minute counter measures 30 minutes per rotation.
- The hour counter measures 12 hours per rotation.
- The center stop-second measures 60 seconds per rotation.

### Chronograph: Basic function (Start / Stop / Reset)

1. Press pusher A to start the center stop-second hand.
2. To stop the timing, press pusher A again.
3. To reset the three chronograph hands to zero positioning, press pusher B.

Please do not engage pushers while in contact with water.

### Tachymeter Usage

The Tachymeter function measures the rate of speed of an object over a fixed distance. The scale, located either on the top ring or the inside bezel of the timepiece, will display speed in miles, knots, or kilometers per hour.

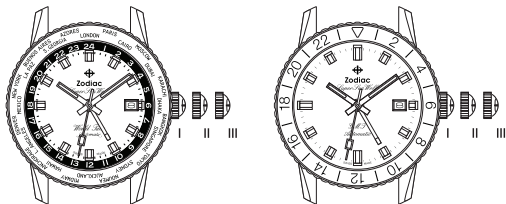
*Example of usage: In a driving race, the car passes the first mile (km) post when the seconds hand is at the 12:00 position (60 second mark). Commence measurement. At the 36 second mark the car passes the second mile (km) post, you will see that the car traveled a distance of one mile at 100 miles (km) an hour.*

### Automatic Winding Movement

A timepiece fitted with an automatic winding movement winds itself by the movement of your wrist. It is important that your timepiece is adjusted to match the size of your wrist. A loose fit may result in a loss in capacity of the timepiece to wind itself. When fully wound, your timepiece has a power-reserve of approximately 60 hours. If the timepiece has not been worn for over 60 hours it may need to be manually wound to ensure necessary power-reserve.

### 3 Hand with GMT & Date / World Time

(Automatic STP7-20, C125)



#### Winding

1. Unscrew the crown to Position I.
2. With the crown in Position I, wind the watch about 30 times. This will power the mainspring of your watch. The rotor will continue to wind the watch as you wear it and keep the watch going. The watch has a power reserve of about 40 hours.
3. Return crown back to Position I, and screw down to lock.

#### Setting the time

1. Unscrew the crown to Position I
2. Pull the crown out to Position II to set the time (hours and minutes). The second hand will stop in place when the crown is pulled out to this position. This feature is known as "hacking".

3. Return crown back to Position I, and screw down to lock.

#### Setting the date and 24 hour hand

1. Unscrew the crown to Position I and pull to Position II to set the date and 24 hour (GMT) hand. Turn the crown clock-wise to advance the 24 hour hand or counter-clockwise to advance the date. **Only advance the date when the time is after 2 A.M. and before 10 P.M.**
2. Screw the crown back into the case.

#### The Mechanics

Alongside the hour, minute and second hands, the GMT hand is geared to run on a 24-hour time scale represented on the bezel, which also acts as a day/night indicator two-tone color scheme. Because the bezel rotates, you can set any hour to correspond with the GMT hand to instantly track a second time zone. This makes globe-trotting incredibly easy whether you're traveling from one continent to another, or organizing a meet up in Switzerland from your office in New York.

#### Automatic Winding Movement

A timepiece fitted with an automatic winding movement obtains the power to wind itself by the movement of your wrist. It is important that your timepiece is adjusted to match the size of your wrist. A loose fit may result in a loss in capacity of the timepiece to wind itself. When fully wound, your timepiece has a power-reserve of approximately 42 hours. If the timepiece has not been worn for over 42 hours it is advised that it be manually wound to ensure necessary power-reserve.

### 3 Hand with GMT & Date / World Time cont.

(Automatic STP7-20, C125)

#### Instructions for Setting the World Time

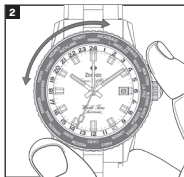


##### Local time setting

Pull out the crown and rotate to set.  
(hour, minute & seconds hand)

##### Example:

You arrived in London from New York  
It's currently 10:10 am.



##### Bezel time zone setting

Rotate the bezel to align your current  
time zone with the 24-hour scale.

##### Example:

Rotate the bezel to align London  
with the 10 on the outer ring of the dial.



##### Second time zone setting

Once the bezel is set, Move the 24-hour hand  
toward your time zone of interest

##### Example:

Rotate the 24-hour hand to align with  
New York. It is now indicating that  
it's 5:10 am there.

## Water Resistance





See caseback for water resistance rating.

The water resistance rating provides guidelines for appropriate water-related exposure to avoid damage to internal watch components. Please see chart for recommended usage guidelines.

In order to ensure water does not enter the watch and cause damage to it, please follow the instructions listed below:

- Do not adjust the crown while the timepiece is in contact with water.
- Ensure the crown is in the closed position before contact with water. For timepieces with screw-down crowns, ensure the crown is completely tightened before contact with water.
- For timepieces with pusher-enabled functionality, do not engage the function underwater.
- Exposure to extreme atmospheres is not recommended (i.e. hot water, saunas or steam rooms).
- Avoid exposure to water moving with force (i.e. water running from a faucet, ocean waves or waterfalls).
- Avoid long exposure to salt water. After contact with salt water, rinse watch under tap water if rated 5ATM or higher and wipe dry with a soft cloth.

## Use Precautions - Resistance to Water

RECOMMENDATIONS FOR WATER-RELATED USE				
INDICATION	SPLASH RESISTANT  (Hand Washing)	SUBMERSIBLE  (Swimming)	SHALLOW DIVING  (Snorkeling)	SCUBA DIVING  (Not Deep Sea)
(NONE)				
3 ATM • 3 BAR • 30 Meters	✓			
5 ATM • 5 BAR • 50 Meters	✓	✓		
10 ATM • 10 BAR • 100 Meters	✓	✓	✓	
20 ATM • 20 BAR • 200 Meters	✓	✓	✓	✓

## Care and Precautions

Each Zodiac timepiece is designed and manufactured to exceed the highest of standards. Unlike most other mechanical objects, a watch operates non-stop. In order to ensure optimal performance and longevity from your timepiece, please review the simple guidelines for care and precautions of your new Zodiac timepiece.

### Care

Your timepiece should be cleaned with a soft cloth and water only. Do not submerge your timepiece. Your timepiece should be rinsed clean and dried with a soft cloth after any saltwater use. In order to maintain the "new look" of metal bracelets, we recommend periodic cleanings of the bracelet. Dip a soft brush in warm soapy water and gently rub bracelet clean. We advise having your timepiece serviced every 18-24 months to ensure long use and trouble free operation.

### Precautions

Your timepiece is a complex integration of parts and components brought together by skilled craftsmen. There are certain actions or environmental situations that may damage or impede your timepiece's ability to perform optimally.

It is important to avoid the following conditions: extreme heat or cold, as well as prolonged periods of exposure to direct sunlight, exposure to wet conditions that exceed your timepiece's water rating (see case back and chart). Never operate any of the function buttons or crown when timepiece is in contact with water.

Your timepiece should not be affected by magnetic fields generated by household items such as televisions and stereos, but avoidance of other strong electric fields or static electricity, which may interrupt mechanism, is suggested. It is also important to avoid extreme shock or impact.

## Brand History

Since our founding in 1882, we have dedicated ourselves to the precision and craftsmanship associated with Swiss timekeeping with a rebellious spirit. We have consistently pushed the limits of design innovation, evolving our style and driving our timepieces to become more technical and dynamic.

Our pursuit to create quality, precision Swiss watches made to be worn and lived in has been the fuel for some of our most beloved collections. As we create the next generation of tool, dive and dress watches, our engineers and artisans are already hard at work challenging boundaries and breaking rules.

### Manufacturer:

Fossil Group, Inc.  
Headquarters:  
901 S. Central Expressway  
Richardson, Texas 75080  
United States of America  
[www.fossilgroup.com](http://www.fossilgroup.com)

### Swiss distributors:

Fossil Switzerland GmbH  
Riehenring 182  
4058 Basel  
Switzerland

### European authorized representative:

Fossil Europe B.V.  
Terborgseweg 138  
7005 BD Doetinchem  
The Netherlands

## Two (2) Year International Warranty

The Zodiac Two (2) Year Limited Warranty is a voluntary manufacturer's warranty. It provides rights separate to rights provided by consumer law, including but not limited to those relating to non-conforming goods. Zodiac's limited warranty benefits are in addition to, and not instead of, rights provided by consumer law.

Your Zodiac watch is warranted by Fossil Group, Inc\* ("Fossil") for a period two (2) years from the original date of purchase under the terms and conditions of this warranty. The Zodiac warranty covers materials and manufacturing defects. A copy of the receipt or dealer stamp in the warranty booklet is required for proof of purchase.

During the warranty period the watch movement, hands and dial are the only components covered under this warranty. A covered component will be repaired or the watch will be replaced free of component and labor charges, if it proves to be defective in material or workmanship under normal use.

In case of replacement, Fossil cannot guarantee that you will receive the same model watch. If your model is not available, a watch of equal value and similar style will be provided. The warranty for the replacement watch ends two (2) years from the date the replacement watch is received.

### This warranty does not cover:

- Any defects in materials and workmanship of battery, case, crystal, strap or bracelet; including plating on the case and/or bracelet.
- Damage resulting from improper handling, lack of care, accidents, normal wear and tear or aging.
- Water damage if care instructions for the product's water resistance level (as marked on the product) were not followed.
- Products that are not purchased from an authorized Zodiac retailer.

This warranty is void if the watch has been damaged by accident, negligence of persons other than authorized Fossil sales or services agents, unauthorized service, or other factors not due to defects in materials or workmanship. The warranty is void if the serial numbers or product date codes or other tracking marks have been removed, altered or obliterated.

If not stated otherwise, the foregoing warranties and remedies are exclusive and in lieu of all other warranties, terms or conditions, express, implied or statutory, as to any matter whatsoever, including,

without limitation, warranties of merchantability, fitness for a particular purpose, accuracy, satisfactory quality, title, and non-infringement, all of which are expressly disclaimed by Fossil. Fossil shall not be liable for incidental, consequential, indirect, special or punitive damages or liabilities of any kind arising out of or in connection with the sale or use of this product, whether based in contract, tort (including negligence), strict product liability or any other theory, even if Fossil has been advised of the possibility of such damages and even if any limited remedy specified herein is deemed to have failed of its essential purpose. Fossil's entire liability shall be limited to replacement or repair of the purchase price paid, at Fossil's sole option.

Some countries, states, or provinces do not allow the exclusion or limitation of implied warranties or the limitation of incidental or consequential damages so the above limitations and exclusions may be limited in their application to you. When implied warranties may not be excluded in their entirety, they will be limited to the duration of the applicable written warranty. This warranty gives you specific legal rights; you may have other rights that may vary depending on local law. Your statutory rights are not affected.

FOR AUSTRALIAN CUSTOMERS: Our goods come with guarantees that cannot be excluded under the Australian Consumer Law. You are entitled to a replacement or refund for a major failure and for compensation for any other reasonable foreseeable loss or damage. You are also entitled to have the goods repaired or replaced if the goods fail to be of acceptable quality and the failure does not amount to a major failure.

### Requesting warranty and other watch repair:

Should you require work under warranty, please send in your watch, a copy of your sales receipt and/or the warranty booklet with dealer stamp and a description of the problem to the authorized international watch service center closest to you. Visit <https://services.fossilgroup.com>.

For service work that is not covered under this warranty, the service center may perform the services you request for a charge dependent on watch style and type of work requested. These charges are subject to change.

Do not send original packaging, as it will not be returned. Fossil highly recommends you insure your parcel and adequately protect the watch during shipment. Fossil is not responsible for product lost or damaged during shipment.

\*901 South Central Expressway, Richardson, Texas 75080 USA

## For Information on Zodiac After Sales Service

### Andorra

L'Escaire  
Avda. del Pesebre, 1 LOC.2  
AD700 Escaldes-Engordany  
Andorra  
T: +376869400  
E: escaire@andornet.ad

### Australia

Metro Service Centre  
P.O. Box 6277  
Frenchs Forest 2086  
Australia  
T: 02 8977 8086  
E: customercare.au@fossil.com

### Belgium / Luxembourg

DHL  
Attn. Warranty & Repairs  
Woluwelaan 151  
1831 Diegem  
T: +31 (0) 31 479 90 62  
E: customerservice@fossil.nl

### Canada

FG Services - Attn: Repairs  
C/O NFI  
25 Cottrelle Boulevard, Unit 3  
Brampton, Ontario, L6S0C3,  
Canada  
T: 1-800-699-0556  
E: info.ca@fgservices.com

### China

Fossil Trading (Shanghai) Co. Ltd.  
Rm 2504, 25/F Grand Gateway  
Tower II  
3 Hong Qiao Road  
Xu Hui District, Shanghai 200030,  
China  
T: (86) 400-820-3126  
E: shanghaicustomerservice  
group2@fossil.com

### China

Hong Kong SAR, China  
17/F, CDW Building  
388 Castle Peak Road  
Tsuen Wan, New Territories  
Hong Kong SAR, China  
T: (852) 3008 2157  
E: FossilAsia-AfterSales@fossil.  
com

### China

Macau SAR, China  
17/F, CDW Building  
388 Castle Peak Road  
Tsuen Wan, New Territories  
Hong Kong SAR, China  
T: (852) 3008 2157  
E: FossilAsia-AfterSales@fossil.  
com

### China

Taiwan, China  
Dragonfly Asia-Pacific Limited  
Taiwan Branch  
4F, No. 2, Fuxing North Road  
Zhongshan District  
Taipei, Taiwan, China  
T: (886) 2 8773 9911  
E: service@dragonflyapac.com.tw

### Costa Rica

Gualsa S.A.  
Attn: Juan Carlos  
200 Metros Norte del INA en  
Paseo Colon  
San Jose, Costa Rica  
T: 222-0804  
T: 2256-5716  
T: 2257-2349  
E: gualsa@polarcr.com

### France

SAV Fossil France  
Rue du Martelberg  
BP 80023 Monswiller  
67701 Saverne Cedex  
T: +33 3.88.02.52.52  
E: contact@fossil.fr

### Guatemala

Watch It!  
Diagonal 6, 13-01 zona 10  
Oakland Mall  
Guatemala  
T: +502 4220 5778  
E: serviciotecnico@victorino.gt

### Honduras

Centro Tecnico Relojero  
Centro Comercial Metropolaza  
1er nivel de tiendas,  
local no. 5, Cortes  
San Pedro Sula, Honduras  
T: 504 2580 2221  
E: rpineda@zaredjoyeros.com  
E: centecrelojero@zaredjoyeros.com  
E: centecrelojero@ontimehn.com

### India

Fossil India Pvt. Ltd.  
621, 12th Main  
HAL II Stage, Indiranagar  
Bangalore 560 008  
India  
T: +18604253747  
E: service.in@fossil.com

### India

Fossil India Pvt. Ltd.  
Shop G18, Orion Mall  
Dr. Raj Kumar Road, Rajaji Nagar  
Bangalore 560 055  
Karnataka  
India  
T: 080-22682245  
E: serviceorion@fossil.com

### India

Fossil India Pvt. Ltd.  
Shop No. 116, DLF Promenade  
Mall  
Nelson Mandela Marg, Vasant Kunj  
New Delhi 110 070  
India  
T: 011-41664015  
T: 011-41664016  
E: service\_3874@fossil.com

### India

Fossil India Pvt. Ltd.  
Shop No. S010, Ground Floor  
Express Avenue Mall, Plot  
No.213, Whites Road  
Royapettah  
Chennai 600 014  
Tamil Nadu  
India  
T: 044-28464288  
E: service\_3831@fossil.com

### India

Fossil India Pvt. Ltd.  
Shop No. G10, Ambience Mall  
Delhi - Jaipur Expy,  
Ambience Island  
DLF Phase 3, Sector 24  
Gurgaon 122 010  
Haryana  
India  
T: 0124-4665529  
E: service\_3834@fossil.com

### Ireland

Transalliance TS  
FAST (Fossil After Sales Team) -  
Suite 8-9  
Faraday Court - Centrum 100  
Burton Upon Trent  
DE14 2WX Staffordshire  
T: +44 0344 412 3277  
E: ukenquiries@fossil.com

### Italy

FAST Europe  
C/O DHL Supply Chain  
Corso Lombardia N.61  
10099 San Mauro Torinese (TO)  
T: +39 0694 802651  
E: online@fossil.it



## Japan

Fossil Japan Repair Center  
Yasuda A building 2F, 3-9  
Moriya-cho Kanagawa-ku  
Yokohama, 221-0022  
T: (81) 03 4579 0368  
F: (81) 45 450 6243  
E: shop.jp@fossil.com

## South Korea

Fossil (Korea) Limited  
12F, Hanssem Sangam, #179  
SeongAm-ro, Mapo-gu  
Seoul, Korea  
T: 02-2156-0600  
E: korcs@fossil.com

## Malaysia

Fossil Time Malaysia -  
Service Centre  
Unit L2-2-7, 2nd Floor  
Wisma Kemajuan  
No.2 Jalan 19/1B  
46300 Petaling Jaya, Selangor  
T: 03-7969 1900  
E: fmjcs@fossil.com

## Mexico

Metro Service Center México  
Carretera Monterrey -  
Saltillo 1249 - A  
Col. Pio XII  
Santa Catarina, N.L. Mexico  
C.P. 66362  
T: 01 800 236 7745  
E: reparaciones@fossil.com

## Myanmar

Cherry Oo Sevice Center, No.408,  
First Floor  
Conner of Their Phyu Road &  
Bomingyaung Street  
Mingalar Taung Nyunt Township  
Yangon, Myanmar  
T: (+95-1) 200290  
E: choservice@  
naingfamilymyanmar.com  
9:00 AM - 5:00 PM  
(Monday to Saturday)

## Nepal

Swiss Watch Service  
Jamal, Dubarmarg  
Besides Mayalu Centre  
Kathmandu  
T: +977-1-4222909  
10:00 AM - 7:00 PM  
(Sunday to Friday)

## Netherlands

Team for Logistics  
Attn. Warranty & Repairs  
Lireweg 114  
2153 PH Nieuw Vennep  
T: +31 (0) 314 799056  
E: customerservice@fossil.nl

## New Zealand

Watch World Ltd  
45a Arrenway Drive  
Albany  
Auckland  
T: 09 475 6103

## Norway

Heier Urmakerverksted  
Postboks 64  
NO-1914 Ytre Enebak  
Norway  
T: +47 64 92 61 53  
E: servicenorway@online.no

## Panama

Z Relojero  
C/Samuel Lewis  
Panama  
T: 00507-3006666  
E: servicioalcliente@relojin.com  
E: gerente@relojin.com

## Philippines

Time Check Service Center  
G/F 6750 Retail Arcade,  
Ayala Center  
Ayala Avenue, Makati City  
Philippines  
T: (632) 478-6167  
E: timecheck.6750@gmail.com

## Poland

FAST  
C/O Expeditors Polska  
Św. Tomasza 4D  
05-808 Parzniew  
T: +48 22 574 28 88  
E: fgservicespl@fossil.com

## Singapore

Fossil Singapore Pte Ltd  
51 Bras Basah Road  
NO-07 Manulife Centre  
Singapore 189554  
T: (65) 3165 4961  
E: customerservice.sg@fossil.com

## Spain - Canarias

Quintana Alonso Relojeros  
Tomás Miller, 26  
35007 Las Palmas de Gran  
Canaria  
España  
T: +34 92828014055  
E: serviciotecnico.canarias@  
satrelocan.com

## Spain - Peninsula

Expeditors ZAZ  
c/o FAST EUROPE (REPAIRS)  
C/ Los Ángeles nº 15, Nave 10  
Polígono Industrial Centrovia  
50198 La Muela (Zaragoza)  
T: +34933633870  
E: customerservice.es@fossil.com

## Suriname

Timeless Jewelry, N.V  
Attn: Ms. Inisrah Ashruf  
Johannes Mungrastraat 17  
Paramaribo  
T: 597 473998  
E: inisrah.ashruf@timelessnv.com

## Sweden

Aditro Logistics AB  
c/o FAST Europe  
Prognosgatan 1  
50464 Borås  
T: (+46) 31 719 45 00  
E: servicecenter@fossil.com

## Switzerland

Fossil Switzerland GmbH  
Rue des Places 13  
2855 Glovelier  
Switzerland  
T: +41 61 560 99 00  
E: customerservice-ch@fossil.com

## United Kingdom

Transalliance TS  
FAST (Fossil After Sales Team) -  
Suite 8-9  
Faraday Court - Centrum 100  
Burton Upon Trent  
DE14 2WX Staffordshire  
T: +44 0344 412 3277  
E: ukenquiries@fossil.com

## United States Of America

FG Services - Attn: Repairs  
10615 Sanden Drive  
Dallas, Texas 75238-1720  
USA  
T: 800-699-0569  
E: info@fgservices.com

## Vietnam

Watch Me Limited Company  
No. 41, Tran Khanh Du St.  
Tan Dinh Ward  
District 1  
Ho Chi Minh City  
Vietnam  
T: +84- (028) 35265855  
E: infovn@chronosoft.biz

## Notices

### Disposal of Old Electrical and Electronic Equipment

The symbol indicates that this product shall not be mixed with unsorted municipal waste when disposed of. There is a separate collection system for waste electrical and electronic equipment. Usually old electrical and electronic equipment can be returned free of charge. For further information please contact the competent municipal authorities or the shop where you purchased the product. Correct disposal ensures that waste electrical and electronic equipment is recycled and reused appropriately. It helps avoid potential damage for the environment and human health and to preserve natural resources.



### Entsorgung von altem elektrischen und elektronischen Material

Das Symbol besagt, dass dieses Produkt bei der Entsorgung nicht mit unsortiertem, kommunalen Abfall gemischt werden darf. Für elektrischen und elektronischen Abfall existiert ein eigenes Sammelsystem. Normalerweise kann altes elektrisches und elektronisches Material kostenfrei entsorgt werden. Für weitere Informationen kontaktieren Sie bitte fachkundige kommunale Behörden oder das Geschäft, in dem Sie das Produkt erworben haben. Korrekte Entsorgung stellt sicher, dass elektrisches und elektronisches Material recycled und angemessen wiederverwertet wird. Dies trägt dazu bei, mögliche Schäden für die Umwelt und menschliche Gesundheit zu vermeiden sowie natürliche Ressourcen zu erhalten.

### Smaltimento dei rifiuti di dispositivi elettrici ed elettronici

Il simbolo indica che questo prodotto non deve essere mescolato con i normali rifiuti urbani quando non più funzionante. I dispositivi elettrici ed elettronici devono essere raccolti e smaltiti separatamente. I dispositivi elettrici ed elettronici fuori uso oppure obsoleti possono essere restituiti gratuitamente. Per ulteriori informazioni contattate le autorità comunali competenti o il negozio in cui avete comprato il prodotto. L'eliminazione corretta dei rifiuti elettrici ed elettronici evita lo spreco e consente che tali dispositivi vengano riciclati correttamente ed eventualmente riutilizzati; questo contribuisce ad evitare danni potenziali per l'ambiente e la salute umana ed a conservare le risorse naturali. Infrazioni alle clausole per lo smaltimento di oggetti elettrici o elettronici saranno punite secondo il regolamento in vigore.

### Återvinning av gammal Elektrisk och Elektronik utrustning

Symbolen indikerar att denna produkt inte skall blandas med osorterade sopor. Det finns ett separat system för återvinning av elektrisk och elektronik utrustning. Vanligtvis kan gammal elektrisk och elektronik utrustning lämnas gratis. För ytterligare information, vänligen kontakta de kommunala myndigheterna eller butiken där du köpte varan. Korrekt återvinning försäkrar att elektrisk och elektronik utrustning hanteras på ett korrekt sätt. Det undviker potentiell skada på naturen samt mänsklig hälsa och sparar på natur resurserna.

### Verwijdering van oude elektrische en elektronische apparaten


Het symbool geeft aan dat dit product niet verwijderd mag worden met ongesorteerd gemeentelijk afval. Er bestaan speciale verzamelpunten voor oude elektrische en elektronische apparaten. Gewoonlijk kunnen deze apparaten zonder kosten geretourneerd worden. Voor meer informatie kunt u contact opnemen met de gemeente of de winkel waar u uw product gekocht heeft. Correcte verwijdering zorgt er voor dat elektrische en elektronische apparaten op de juiste manier gerecycled en hergebruikt kunnen worden. Het draagt bij aan het verkomen van milieuvuiling en helpt de volksgezondheid en de natuurlijke hulpbronnen te beschermen.

### Dispositions relatives aux déchets électriques et électroniques

Ce symbole signifie que ce produit ne doit pas être collecté et mélangé aux ordures ménagères classiques, mais avec les déchets électriques et électroniques. Les déchets électriques et électroniques peuvent habituellement être déposés gratuitement à la déchèterie. Pour plus de renseignements, vous pouvez vous adresser à la municipalité la plus proche de chez vous ou retourner au magasin où vous avez acheté le produit. Les matériaux seront traités et valorisés dans le respect de l'environnement. Cette démarche permet d'éviter tout dommage pour l'environnement et votre santé, et permet de préserver les ressources naturelles.

### Eliminación de equipos eléctricos y electrónicos antiguos

El símbolo indica que, al desechar este producto, no debe mezclarse con residuos urbanos no seleccionados. Existe un sistema de recogida independiente para los residuos de equipos eléctricos y electrónicos. Normalmente los equipos electrónicos y eléctricos disponen de un sistema de recogida independiente para los residuos. Para más información, póngase en contacto con las autoridades municipales competentes o con el establecimiento en el que adquirió el producto. La eliminación



correcta garantiza que los residuos de equipos eléctricos y electrónicos se reciclen y se reutilicen adecuadamente. Ayuda a evitar el daño potencial para el medio ambiente y la salud humana y a preservar los recursos naturales.

---

NOTE: Certain watch styles are fitted with lithium batteries which may contain perchlorate material - special handling may apply, see [www.dtsc.ca.gov/hazardouswaste/perchlorate](http://www.dtsc.ca.gov/hazardouswaste/perchlorate) for more information.

NOTA: algunos estilos de relojes son ajustados con baterías de litio, las cuales contienen material de perclorato - requiere manejo adecuado, visite [www.dtsc.ca.gov/hazardouswaste/perchlorate](http://www.dtsc.ca.gov/hazardouswaste/perchlorate) para más información.

